

Features: BS-7DS

- 215 x 178mm rectangular capacity
- $\pm 45^\circ$ Swivel head for easy angle cutting without moving material
- Adjustable hydraulic feed cutting rate for multiple applications
- Dual mitre cutting capabilities to 45° via swivelling head and sliding vice
- Built-in coolant system for maximum cutting efficiency
- Limit switch stops machine when cut is complete
- Quick action material clamping lever
- Adjustable blade roller guides provides accurate cutting
- 4-speed pulley drive system (24-41-61-82rpm)
- Wire wheel brush to clean swarf from blade
- Heavy-duty 750W /1hp 240V motor

Fitted with Additional Safety Electrics:

- Keyed lockable isolation switch
- Raised red (DOL) emergency stop switch
- Test and tag certificate on 240V lead

Features: EB-280DS Dual Mitre

- 245 x 180mm (W x H) rectangular capacity
- Swivel head dual mitre cut to 45° right & left, 60° right
- Quick action lock/release lever for swivel head
- Coolant system for cutting efficiency and blade life
- Adjustable hydraulic cylinder for Auto Feed
- Quick-action lock/release vice
- Unique sliding vice design for dual mitre operation
- 2-speed motor enabling blade speeds of 45 & 90rpm
- User friendly blade tension system with gauge
- Ball bearing blade guides ensures minimal blade clearance wear
- Blade cleaning brush incorporated into blade guide system



BS-7DS






Includes: BS-7DS / EB-280DS

Coolant System Hyd. Feed Length Stop 1xBlade



EB-280DS



| ITEM No. | 23 | ~ |
|---|---|-------------------------------------|
| ORDER CODE | K8230 | B063 |
| MODEL | BS-7DS | EB-280DS |
| CUTTING HEAD BEAM | Auto/Manual | Manual |
| OPERATION TYPE | Swivel/Fixed | Swivel |
| CUTTING CAPACITIES | Dual Swivel | |
|  | 90° mm 178 45° mm 127 60° mm - | 225 160 100 |
|  | 90° mm 178 45° mm 85 60° mm - | 220 160 100 |
|  | (WxH) 90° mm 215 x 178 (WxH) 45° mm 140 x 85 (WxH) 60° mm - | 245 x 180 160 x 160 100 x 100 |
| CUTTING BEAM RETURN | Type Manual | Manual |
| VICE CLAMPING FIXTURE | Type Manual | Manual |
| COOLANT SYSTEM | <input checked="" type="checkbox"/> | <input checked="" type="checkbox"/> |
| TABLE WORKING HEIGHT | mm 850 | 965 |
| BLADE STEPS / SPEEDS | M/min 24-41-61-82 | 45, 90 |
| BLADE SIZE (LxWxT) | mm 2362x19x0.8 | 2480x27x0.9 |
| MOTOR POWER | kW/hp 0.75 / 1 | 1.1/1.5 |
| VOLTAGE | V 240 | 415 |
| DIMENSIONS (LxWxH) | cm 70 x 137 x 72 | 145x100x71 |
| WEIGHT (Nett) | kg 185 | 280 |